



SUBCATEGORIES



SUBCATEGORIES

INTERIOR

REPLACEMENT



REPLACEMENT



For Clothes Bar see page 2 in Accessories Section

INTERIOR



Assist Handles

Universal application. Full length spring steel backbone handle. Comes complete with mounting hardware.

GH-112B Tan GH-113B Black

Car Seat Locking Clip

CSC-10B For use with all infant car seats.
 Installs quickly and easily on belt

Cigarette Lighter Accessories

CIGARETTE LIGHTER ACCESSORY PLUG

CP-45B Pre-wired plug fits standard lighter receptacles. For 6-12 volt accessories, such as CB or emergency light.

POWER ACCESSORY OUTLET

CL-46B For all 6 and 12 volt systems. Use for emergency lights, tape decks, CB's and other accessories on all vehicles and boats. Complete with 3-1/2 ft. wire, mounting bracket, screw, quick connector and outlet plug on chain. Can be used with accessory plug CP-45B.

Cigarette Lighters and Elements

Replacement elements for most types of OEM lighters. Lighter pop outs have chrome finish and OEM type knob.

CL-10B Standard replacement element. Ash guard.

CL-11B Short replacement element. Ash guard.

CL-12B Rochester type element with short stud.

CL-13B Rochester type element with long stud.

CL-20B Standard replacement. Chrome knob.

CL-22B Short replacement pop-out. Chrome knob.

CL-40B Complete lighter unit for domestic and import cars.

CL-42B OEM replacement pop-out for GM cars.

CL-43B Import car replacement pop-out.

CL-44B Import car replacement pop-out.

CL-47B Assembly - Universal with extended black pop-out element for dashboard applications.

CL-50B Assembly - Universal with short chrome pop-out knob and well for most ashtray and console applications.

Coat Hook

CH-10B Can be painted to match vehicle's interior. Includes mounting screws. GM 1970-up.




DOME LIGHT LENS/BASE — DOOR HANDLES (INTERIOR)

Dome Light Lens/Base


- DL-100B** Round. GM Vehicles 1969-up
- DL-101B** Square. GM Vehicles 1980-up
- DL-102B** Rectangular. Chev/GMC truck 1973-84
- DL-103B** Round base GM Vehicles 1971-up
Includes bulb terminals. Use with DL-100B
- DL-104B** Rectangular. Ford Motor Co. 1971-up
- DL-105B** Rectangular lens Toyota 1978-up
- DL-106B** Rectangular. Ford cars 1979-91
- DL-107B** Rectangular. Honda Accord,
Prelude 1982-89
- DL-109B** Rectangular. Ford Bronco II 1980-89,
E, F150/350 Pick-Up and vans 1979-93, U150
Bronco 1990-93
- DL-110B** Square. Chrysler cars, mini vans and
trucks 1979-94

Door Handles — Interior

- WC-18B** Ford Pinto, Mercury Bobcat
- WC-57B** Chrome with chrome mounts. GM Vans
- WC-58B** Chrome. Right hand passenger door. GM
- WC-59B** Chrome. Left hand passenger door. GM
- WC-60B** Brushed-finish chrome. GM Vehicles
Fits right hand passenger door.
- WC-61B** Brushed-finish chrome. GM Vehicles
Fits left hand passenger door.
- WC-62B** Brushed-finish chrome. GM Vehicles
Fits right hand passenger door.
- WC-63B** Brushed-finish chrome. GM Vehicles
Fits left hand passenger door.
- WC-64B** Chrome. Ford Pick-ups
Fits both left or right front passenger door
- WC-65B** Chrome. Ford Vans & Bronco
Fits all van doors except sliding.



For Exterior Door Handles see pages 30-31 in



INTERIOR

REPLACEMENT



Door and Window Handle Tools

Heavy duty stamped metal tools for fast, easy removal of handle clips on all vehicles.

- T-280B** Double ended for clips only.
- T-461B** Double ended for clips and door panels.
- T-860B** Door Panel Tool removes retainer clips without damage to door panel. Fits between panel, trim and door frame.

Door Lock Knobs & Kits

OEM matching, pre-threaded door lock knobs with grommet. Chrome plated over molded plastic.

- DLN-10B** GM Vehicles
- DLN-11B** Ford Motor Co.
- DLN-12B** Chrysler Corp.
- DLN-13B** Ford Motor Co. Black, eight sided.
- AT-330B** Anti-theft knobs for domestic & import cars. Chromed plastic door lock knobs. Provides extra protection against car theft. 1 pair/cd.

Door Lock Switch — Power

DLS-10B Chrome plated with heavy duty contacts. Installs in minutes. GM 1980-88.

Door Panel Clip Assortment

DCP-10B Four sizes. Molded nylon. Holds panel to door frame. Fits most domestic models.

Gearshift Knob & Handle


- GK-37B** Handle. Universal applications. OE type solid black knob for column mounted shift levels. Includes threaded inserts to fit 5/16", 3/8".
- GK-38B** Handle. T-style with detention button. Fits 1976-82 Chevette, T-1000; 1976-80 Monza, Skylark, Starfire, Astre & Sunbird.
- GK-39B** Knob. Fits Jeep Comanche, Grand Wagoneer, Scrambler, Wrangler, Wagon/Truck with automatic transmission and steering column shift 1981-90.

Headliner Repair Kit

HRK-1B Holds up sagging headliners. Easy installation, no tools needed. Can also be used to hide holes and tears in headliner. 6 per card.

Parking Brake Handle

- PBH-10B** For underdash applications. Features screw on handle. GM 1973-up.
- PBH-15B** Ford Bronco, F100/350 1980-91 Plastic Handle.



REPLACEMENT

INTERIOR



Parking Brake Cables

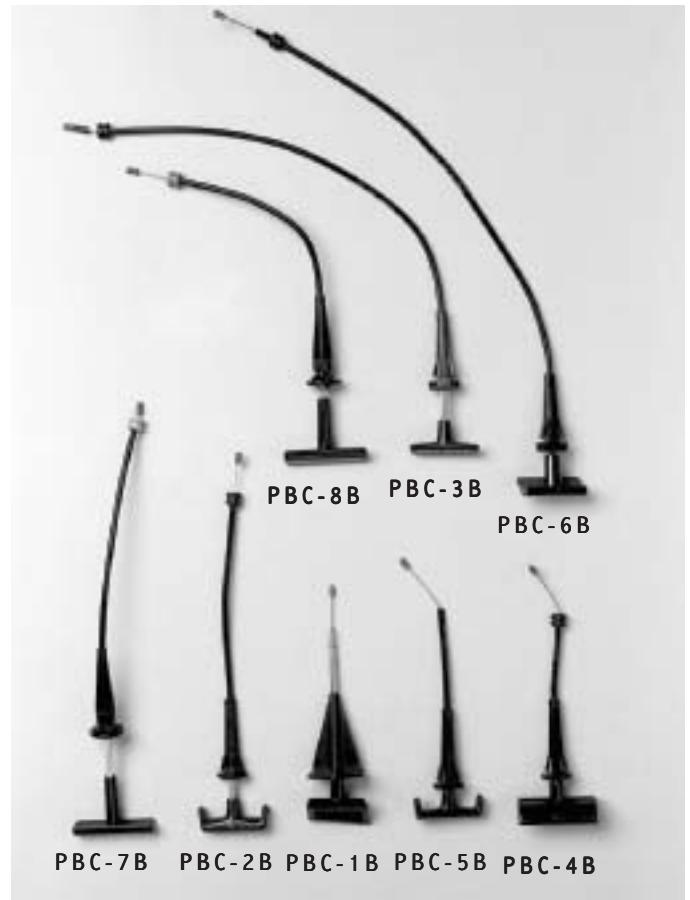
Handle and cable assemblies replace cracked, bent handles and broken cables

- PBC-1B** GM Blazer, Jimmy, S10 1986-94
- PBC-2B** GM Buick Electra, Estate Wagon, LeSabre, Chevrolet Caprice, 1977-90
- PBC-3B** GM Chevrolet Celebrity 1982-90, Citation 1982-85
- PBC-4B** GM Chevrolet Caballero 1978-87, El Camino, Malibu, Monte Carlo 1982-88
- PBC-5B** GM Buick Century 1982-94, Century Wagon 1982-91
- PBC-6B** GM Oldsmobile Cutlass 1986-92, Delta 88 Royale 1986-91, 98 Regency 1985-90, Pontiac Bonneville 1987-91
- PBC-7B** Ford Taurus, Mercury Sable 1986-89
- PBC-8B** Ford Taurus, Mercury Sable 1990-91

Pedal Pads

Replace worn pedal pads for brakes, parking brakes and clutches.


PP-101B	Brake & Clutch	GM (RWD)	1976-up
PP-102B	Brake & Clutch	GM (FWD)	1980-up
PP-103B	Brake	GM AT w/power brakes	1975-87
PP-104B	Brake	Dodge Truck	1982-88
PP-105B	Parking Brake	GM Vehicles	1969-up
PP-106B	Brake	Ford AT	1973-up
PP-107B	Brake	Ford/Mercury	1981-up
PP-108B	Parking Brake	Ford Motor Co.	1975-up
PP-109B	Brake & Clutch	Dodge/Ply.	1978-up
PP-110B	Brake & Clutch	Dodge "K" cars	1981-up
PP-111B	Brake	Ford Truck	1976-up
PP-112B	Parking Brake	Chrysler Corp.	1981-up
PP-113B	Brake & Clutch	Chev/GM Vans	1973-up



REPLACEMENT



INTERIOR



Pedal Pads Cont'd

PP-114B	Brake	GM Cars, Truck	1978-91
PP-115B	Brake	Chrysler Corp.	1981-90
PP-116B	Brake	Toyota, Truck	1969-93
PP-117B	Clutch	GM	1976-92
PP-118B	Brake & Clutch	Ford E150/350	1980-94
PP-119B	Brake	Ford Motor Co.	1978-94
PP-120B	Brake	Chevrolet Camaro, Pontiac Firebird	1980-92
PP-121B	Brake	Blazer, Jimmy, S, T Series	1982-90
PP-122B	Brake & Clutch	Toyota, Truck	1981-93
PP-123B	Brake & Clutch	Toyota	1974-93
PP-124B	Brake & Clutch	Nissan, Truck	1981-92
PP-125B	Brake & Clutch	Acura, Honda	1976-94
PP-126B	Brake & Clutch	Ford Motor Co., Truck	1964-94
PP-127B	Brake & Clutch	Ford Motor Co.	1980-94
PP-128B	Brake & Clutch	GM Truck	1979-94
PP-129B	Brake	GM	1985-94
PP-130B	Brake	Chrysler Corp.	1981-94
PP-131B	Brake	Acura, Honda	1976-94
PP-132B	Brake	Mazda	1988-92
PP-133B	Brake	Infiniti, Nissan, Truck	1982-92
PP-134B	Brake	GM	1976-94
PP-135B	Brake	Acura, Honda	1986-94
PP-136B	Brake	Nissan	1982-91
PP-137B	Brake	Lexus, Toyota	1969-93
PP-138B	Brake	Mazda	1971-94



Power Seat Switch

SS-100B AMC, Ford, GM, Jeep and Volkswagen

Power Window Switches

WS-100B 4-position for power windows. GM 1980-up

WS-101B 2 button switch. GM 1980-up.

WS-102B Single button type. Heavy duty chrome plated for wear resistance. Heavy duty contacts for long, trouble free life. GM 1980-up.

WS-103B 4 button switch, armrest style. GM 1980-92. Heavy-duty contacts for long, trouble free life.

Rearview Mirror Brackets

For rearview mirror mounting. Plastic mirror base. Paint to match.

RE-2903B Honda Accord and Prelude

RE-2904B Nissan Sentra and Pick-Up

Rearview Mirror Mount Kits

Contains all necessary mounting hardware, adhesive and application stick to remount rearview mirror.

RE-2901B AMC, Ford, GM

RE-2902B Chrysler, North American Volkswagen

Retainer Clips

DCP-11B Grille & Shield Retainer Assortment. Specially molded nylon. Secures splash shield, grille to body or frame. Fits most domestic models.

WC-34B Window Handle Retainer Clips. Fits clip-on handles.

Seat Adjustment Knob

SK-10B High-impact plastic knob with set screw. Manually adjusted seats. Universal & GM.

Seat Belt Clip

SBC-10B Prevents belt tongue clip from sliding to floor when belt is retracted. Installs easily on belt below tongue. Fits all 2" wide belts.

Steering Column Parts

DIMMER ACTUATOR ROD

SCP-1B GM cars and trucks 1977-95. Repairs broken high beam lever. Thermoplastic construction.


DIRECTIONAL CAMS

SCP-5B GM cars and trucks 1974-95 with tilt wheel

SCP-6B GM cars and trucks 1976-94 without tilt wheel

DIRECTIONAL LEVER

SCP-4B GM cars and trucks 1977-94. Linkage lever connecting the turn signal switch to the turn signal pivot arm.




INTERIOR

REPLACEMENT



REPLACEMENT INTERIOR



Steering Column Parts Cont'd

HORN CONTACT

SCP-3B GM cars and trucks 1965-89. Includes spring, eyelet and insulator. Located inside the turn signal cancel cam. Malfunctions from breakage.

HORN CONTACT SPRING


SCP-7B GM cars and trucks 1960-91. Flat spring, conical shape. Located under horn button cap. Horn will not operate with a faulty spring.

IGNITION SWITCH KIT

SCP-2B Chrysler, GM cars and trucks 1975-95 with tilt wheel.

WINDSHIELD WASHER CONTROL

WW-16B Handle replacement fits most GM cars and trucks 1983-93 with cruise control. Can be installed without running wires through the steering column. No special tool required for installation.



Turn Signal Cams & Cam Spring

TSC-16B Ford 1967-88, Chrysler Corp. 1970-85 Contains Retaining Clip (Not Shown)

TSC-17B GM 1967-71, GM Van 1973-81, AMC 1969-71, IHC 1969-81

TSC-18B GM 1969-80, Chrysler Corp. 1970-84, AMC/Jeep 1970-88, IHC 1971-77

TSC-19B Ford 1973-80, Ford truck 1978-up

TSC-61B Turn Signal Cam Spring. Use with TSC-17B and TSC-18B.

Window Channel Guides

Snap-on style. Repairs loose or dislodged window glass.

WCG-1B Rear position. GM A body. Celebrity, Century, Ciera, 6000 1989-94.

WCG-2B Rear position. Dodge Dakota 1987-94.

WCG-3B Rear position, rear door. Many GM vehicles 1980-94. Caprice, Celebrity, Century, Ciera, Citation, Delta 88, Deville, Electra, Fleetwood Brougham, Impala, LeSabre, Omega, Phoenix, 98 Regency, Skylark, 6000, ST1 Pick-Up, Jimmy, Blazer.

WCG-4B Rear position. GM C & H bodies. Bonneville, Deville, Electra, Fleetwood, LeSabre, Park Ave, 88 Delta Royale, 98 Regency 1985-93.

WCG-5B Rear position. GM J bodies. Cavalier, Cimarron, Firenza, J2000/Sunbird, Skyhawk 1982-94.

WCG-6B Front position. GM J bodies. Cavalier, Cimarron, Firenza, J2000/Sunbird, Skyhawk 1982-94.





WINDOW GEAR KITS (POWER)
WINDOW GEARS (POWER) —

Window Gear Kits — Power

WGK-10B Chrysler 1972-89. Complete installation kit includes seal plate and 41 spline, 9 tooth gear.

WGK-20B Ford Motor Co. 1965-91. Complete installation kit includes seal plate and 45 spline, 9 tooth gear.

Window Gears — Power

Replace the gear instead of the entire motor assembly.

WG-1B GM 1979-95. Small gear, located inside window motor.

WG-2B GM 1979-95. Large gear, located inside window motor.

WG-3B Ford Motor Co. 1965-91. 45 spline, 9 tooth gear.

WG-4B Chrysler 1972-89. 41 spline, 9 tooth gear.

Window Handles

OEM matching replacement window crank handles. Chrome plated or molded thermo-plastic styles. Contains necessary clip or screw.

WC-17B Black plastic with black knob. VW Beetle, Super Beetle 1968-up; Dasher, Rabbit 1974-up; Scirocco 1975-up

WC-19B Chrome with black knob. GM 1972-up

WC-20B Chrome with clear knob. Ford and Mercury 1972-79

WC-21B Black plastic with brushed aluminum inserts. GMC trucks, Jimmy, Blazer 1977-up

WC-24B Chrome with clear knob. GM# 20037597 1974-up

WC-25B Chrome twin prong with clear knob. Ford # D3AZ-6523342A, Full size & Maverick 1973-77; LTD & Thunderbird 1977-up; Mustang 1973-74

WC-26B Chrome with clear knob, includes mounting screws. Ford# D4ZZ-6923342A, Granada 1975; Mustang 1974-78; Pinto 1973-77

WC-27B Chrome with black knob including mounting screws. Chrysler# 3861473 1970-up

WC-28B Black plastic, includes mounting screws. Ford EXP and Mercury 1982-up


WC-35B Chrome with black knob. GM "J" cars

WC-36B Chrome with black knob, includes mounting screws. Chrysler 1978-84

WC-37B Chrome with black knob. American Motors 1969-84

WC-38B Chrome with chrome knob. Heavy duty trucks - Kenworth, Peterbilt

WINDOW HANDLES



INTERIOR



REPLACEMENT



REPLACEMENT



INTERIOR



Window Handles Cont'd

WC-39B	Chrome with chrome knob, mounts with roll pin. International Harvester
WC-40B	Chrome with black knob. Subaru 1974-84
WC-41B	Black plastic with black knob. Honda 1977-84
WC-42B	Chrome with black knob. Honda Civic 1971-78
WC-44B	Chrome with black knob. Nissan 1970-78
WC-45B	Black plastic with black knob. MGB/TR7 1970-81
WC-47B	Black plastic with black knob. Toyota 1974-84
WC-48B	Black plastic with black knob. Volvo 1974-80
WC-51B	Black plastic with metal support.
WC-52B	Chrome twin prong with clear knob.
WC-53B	Chrome with black knob.
WC-54B	Black with black knob, includes mounting screws.
WC-56B	Black plastic with black knob.
WC-74B	Black. Chevrolet Cavalier, Lumina, Oldsmobile Cutlass 1989-94. Plastic/paint to match.
WC-75B	Black. Toyota Camry, Celica, MR2 1986-93.
WC-76B	Black. Chrysler Corp. Acclaim, Daytona, Shadow, Spirit, Sundance and mini vans 1988-94.
WC-77B	Black. Ford/Mercury cars, trucks and vans 1986-93. Plastic.
WC-78B	Black. Ford Escort, Mercury Tracer 1993-94, Mazda 1986-93. Plastic/paint to match.
WC-79B	Black with chrome or black knob. GM models 1987-94. Plastic/paint to match.



**WINDOW HANDLE RETAINER CLIP
SLIDING/VENT — WINDOW LOCK
TAPEWINDOW REGULATOR TAPE**

**— WINDOW KNOBS — WINDOW LATCH
- VENT — WINDOW REGULATOR
GUIDE AND BLOCK**

Window Handle Retainer Clip

WC-34B Fits clip-on handles

Window Knobs

OEM matching replacement knobs Thermo-plastic or metal with reinforced shaft styles. Includes all necessary mounting hardware.

WC-10B	Black. AMC
WC-11B	Black. GM
WC-12B	Black. Ford
WC-13B	Black. Volkswagen
WC-14B	Black with chrome center. Chrysler
WC-15B	Black screw-on. Universal
WC-16B	Chrome screw-on. Universal
WC-22B	Clear. GM
WC-23B	Clear. Ford trucks and vans 1970-up
WC-49B	Black. GM "J" cars
WC-50B	Black. Honda & Toyota

Window Latch — Sliding

WC-68B Sliding rear window latch for use on most pick-ups. Includes mounting screws. Ford F100/300 Pick-up 1973-up; GM Pick-up 1983-79. Rear & side window Blazer & Jimmy 1988-75.

Window Latch - Vent

WC-55B Locking type. Push button. Fits left hand vent window on Chevrolet/GMC trucks. Includes all mounting hardware. GM Pick-up C; K1, 2, 3 1980-up; G1, 2, 3 Vans 1975-73 & 1980-up.

WC-80B Chrome. GM right hand. Front door side vent, locking-type. GM Pick-Up and van 1971-94.

Window Lock - Vent

WC-81B Universal, heavy-gauge steel construction. Secures side vent window. Installs in minutes without tools. 2 pieces per kit.

Window Regulator Tape

WR-101B High quality elastomer regulator tape for GM cars with tape window drive 1980-up. 54" length

WR-102B OEM replacement. Replace when broken or when teeth are worn. 52" Universal. Cut to fit. Kit contains 1 roll of tape and 1 bushing. Made from a highly-engineered thermoplastic. Chrysler cars and mini vans 1987-91.

Window Regulator Tape Guide and Block

WR-100B OEM replacement. Made from a highly durable plastic. Use with WR-101B window regulator tape. Fits most GM Cars 1980-90.



INTERIOR

REPLACEMENT



Brushes

ACID BRUSH

T-438B Stiff horsehair bristle, 1/2" x 6". 2/card.

AUTOMOTIVE BRUSHES

BR-1B Steel Wire Brush. Universal. Multi-purpose long wire bristles.

BR-2B Brass Wire Brush. Ideal for metal file cleaning or by flammable materials.

BR-3B Nylon Detail Brush. Soft nylon bristles remove wax/dirt build-up without scratching paint.

BR-200B Tire Brush. Nylon bristles clean whitewalls and rubber mats without damaging the surface. 2-1/4"x5/16"

BR-490B Vinyl Top & Upholstery. Tight bristle plastic scrub brush for vinyl tops & upholstery cleaning. 5-1/2".

BR-812B Wheel & Fender. Heavy duty 2-3/4" deep bristles. 8-1/2" long handle.

BR-841B Truck Washing 9-1/8" long, 2-3/4" deep fine-bristle hardwood flow-thru head, vinyl bumper. Use with BR-843B flow-thru handle (not included).

T-99B Sidewall Tire. Crimped brass wire.

PAINT BRUSHES - NYLON

Constructed of 100% nylon, tapered. Can be used for oil based or latex paint.

T-1101B 1"

T-1102B 1-1/2"

T-1103B 2"

T-1104B 2-1/2"

T-1105B 3"

PARTS CLEANING BRUSHES

T-89B Nylon, crimped bristle

T-96B Pig bristle & horsehair (solvent proof)

T-97B Vegetable fiber

WIRE BRUSHES

T-94B Steel wire, 4 x 16 rows (10")

T-95B Steel wire, 3 x 19 rows (14")



For additional brushes see page 63 in *Tools Section*



SUPPLIES

SHOP



**BAG OF RAGS — BROOMS, HANDLES & FLOOR SQUEEGEE
CHAMOIS — GLOVES**

Cleaning Supplies

BAG OF RAGS

RG-1B 1/2 lb. absorbent fleece type, cotton blend knit rags. All new material for washing, wiping, waxing and polishing.

BROOMS, HANDLES & FLOOR SQUEEGEE

BR-842B 24" wide heavy duty black plastic fiber floor broom. Broom head is hardwood, clear lacquered block. Strong metal brace included for added durability. Use with BR-844B handle (not included).

BR-843B Flow-Thru 5' steel, brush handle with hose coupling. Use with BR-841B flow-thru brush (not included).

BR-844B Metal tipped 5' hardwood broom handle with metal threaded tip. Fits all broom heads.

BR-845B Heavy duty, all metal Broom Brace includes all hardware.

BR-846B Squeegee Handle. 54" straight grained natural lacquered hardwood. 1-1/8" diameter with tapered tip. Use with BR-847B squeegee (not included).

BR-847B Floor Squeegee. 36" curved end squeegee with blade. Industrial type with 1/4" thick neoprene blade bolted to heavy-gauge steel angle frame. Cast aluminum ferrule. Use with BR-846B handle (not included).

CHAMOIS

CH-234B Imported, professional quality. Long wearing. Maximum absorbency. 13" x 24".

SM-212B Synthetic, resists gasoline, oil, detergents and most chemical solvents. Machine washable, mildew resistant. 19" x 20".

GLOVES

GL-25B Leather palm with gun cut fingers and safety cuff. Men's full size.

GL-36B Vinyl coated cotton with wing thumb. Meets OSHA requirements for use when working with oils, caustics, acids and most chemical solvents.

GL-80B Leather palm and thumb, black canvas, clute cut glove with knit cuff. Men's full size.

GL-83B Canvas with knit cuff. Men's full size.


GL-92B Brown jersey, form fit with knit cuff. Men's full size.

GL-16A Assortment includes: 2/GL-25B, 2/GL-36B, 2/GL-80B, 4/GL-83B, 4/GL-92B, 2/GL-500B

"HANDS-OFF" DISPOSABLE GLOVES

Clear plastic, disposable gloves. Ideal for painting, auto repairs, etc. One size fits men and women. Package fits into glove compartment for easy storage.

GL-100B 100 pairs **GL-500B** 50 count



SHOP SUPPLIES



Cleaning Supplies Cont'd

HOSE NOZZLES

HN-180B Heavy duty molded plastic. Fine spray to steady stream. Four position lock with instant reset.

HN-181B Heavy duty die-cast nozzle. Trigger grip control for spray or stream pattern.

SAFETY GOGGLES

T-515B Pliable, ventilated, clear plastic frame features hard protective lens with fully adjustable. Protects eyes from flying particles. Fits easily over regular prescription glasses.

SPONGES

SP-4118B Rectangle polyether is a large 8" x 6" x 2"

SP-4119B Turtle back polyether for easy handling and maximum absorption 7" x 5" x 2"

SP-4120B 4"x 6" Nylon mesh covered bug sponge

SPRAY BOTTLE

SB-214B Trigger action 24 oz. plastic. Adjustable nozzle for mist, stream, or off settings.

SQUEEGEE

WS-411B Hi-impact, plastic head with 8" synthetic, nylon mesh covered sponge and 15" molded plastic handle.

TACK CLOTH

TR-1836B Professional, anti-static, 18" x 36" cloth. Removes dust from wood and metal surfaces for refinishing.

WASH MITT

MI-610B Discontinued

WHISK BROOM

BR-1011B 11" long, wire bound, corn fiber whisk broom with hang-up hole for easy storage.

WHISK BROOM & DUST PAN SET

BR-600B 6" wide polypropylene dust pan with whisk broom that self stores in pan's handle. Compact sized for easy storage.

SUPPLIES
SHOP





Gasket Material

Treated sheet packing in 3 uniform thicknesses, resistant to gas, water and oil. 1/Hanging Bag.

GM-1	12"x36"x1/64"	GM-4	18"x36"x1/32"
GM-2	18"x 36"x1/64"	GM-5	12"x36"x1/16"
GM-3	12"x36"x1/32"	GM-6	18"x36"x1/16"
GM-7	12"x 36"x1/16" (Cork)		
GM-9A	Contains 1/16" thick cork, 1/32" thick paper, 1/16" thick hi-temp fiber. 9"x12"		
T-57B	Gasket Scraper. 8" chisel edge blade.		

Lubricants, Fluids and Sealers

DISC BRAKE PAD SQUEAL SILENCER

PS-12B 1/4 oz. tube of special grease coats 4 disc pads. Eliminates vibration & squeal.

EXHAUST SYSTEM REPAIR ITEMS

- MP-103B** Putty weld. 6-1/2 oz. can. Use on the exhaust system as a patch or sealer.
- MP-150B** Muffler and Pipe Bandage. Wraparound repair. Resists high heat. 2"x40" tape.
- MP-153B** Muffler Bandage Wrap Kit provides a long life repair for holes, rust outs, etc. (Not Shown)
- MP-155B** Super Muffler and Tail Pipe Bandage Kit. 4 oz. tube of sealer paste and wide wrap bandage. Forms ceramic-like repair. For mufflers, pipes and catalytic converters.
- MP-160B** Exhaust System Joint and Crack Sealer. 5 oz. Apply soft, sets-up weld-hard.
- T-59B** Muffler and Exhaust Pipe Cutter.

LOCK DE-ICER

LD-202B Unlocks frozen locks in-up to -50° below zero.

LUBRICANTS


- GR-501B** Silicone Stick Lube. Clean, odorless white lubricant. Ideal for car door, hood latches, tools, windows and all rubbing surfaces.
- GR-502B** Powdered Graphite Lube. Ideal for locks & machinery. Will not gum up or attract dirt.
- GR-503B** Lithium White Grease. Lubricates and protects all metal parts. Resists heat and moisture. For brake parts, wheel bearings.
- GR-504B** Dry White Lube. Clean, stainless powder. Use on metal, wood, rubber and leather

SEALANTS

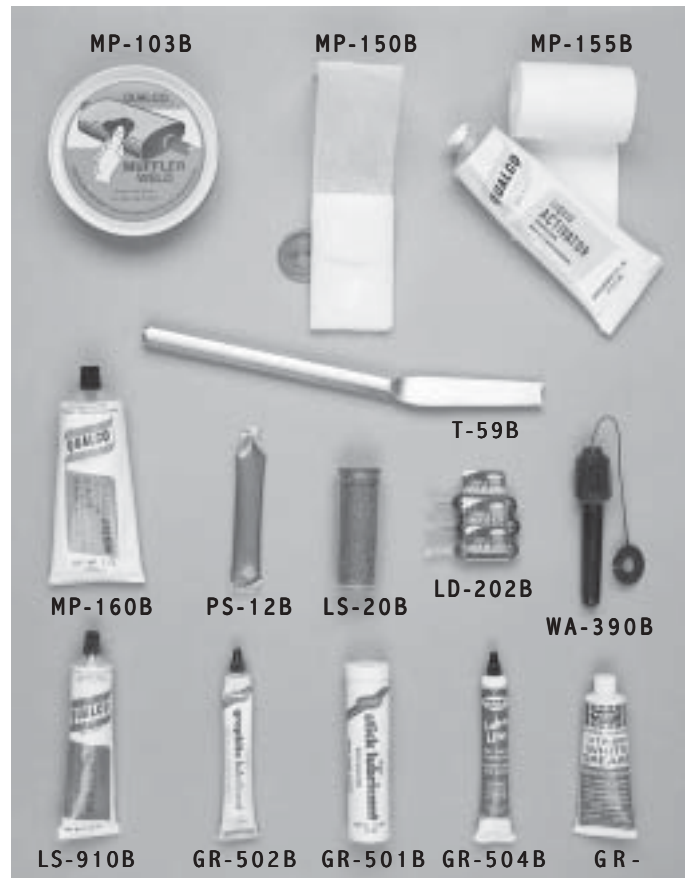
- LS-20B** Radiator. Powdered copper and aluminum with a special coagulant for fast, permanent repair. Won't affect cooling system function.
- LS-910B** Gas Tank. 1-1/2 oz. of gas resistant compound when dry and hardened. For long-lasting repair without dropping tank.

WINDSHIELD CLEANER

WA-390B Concentrated cleaning. Suspend in washer bottle and fill bottle. Good for 40 refills.



For Exhaust System parts — Manifold Stud Kits & Bolts and Manifold Vacuum Caps see pages 114-116 in Under Hood Section



SHOP SUPPLIES




Light Bulbs and Electrical Supplies
ELECTRICAL PARTS & TESTER

U/L listed 15A-125V, 3 prong connectors with heavy duty cord clamps. Use on flat or round cord up to 12/3.

- CP-47B** Male plug
 - CP-48B** Female connector
 - CP-49B** Grounding plug adapter. Connect 3-prong power cord to standard 2-pole outlet with green grounding tab.
 - T-563B** AC-DC tester. Indicates current 90- 300V.
- NIGHT LIGHTS**
- CP-52B** Plugs into 125 volt AC outlet. On/off switch replaceable 7 watt bulb with light director.
 - CP-53B** On at dusk and off at dawn automatically. A light sensitive photocell turns on 7 watt bulb. Plugs into any 125 volt AC outlet.

- PULL CHAIN**
- CP-50B** 36" with bell grip & bead chain connector.
- ROUGH SERVICE BULBS**
- Droplight use. Double life of regular bulbs. 12/box.
- RB-50** 60 watt, 120V
 - RB-100** 100 watt, 120V
 - RB-75** 75 watt, 120V
- STANDARD DUTY BULBS**
- RB-1250** 50 Watt, 12V. 6/Box.
- TUFF SKIN BULBS**
- Plastic coated, shatterproof, weatherproof bulbs. 6/box
- TS-50** 60 watt
 - TS-75** 75 watt



For related electrical parts see page 13 in

SUPPLIES

Polishing Supplies

POLISHING BONNETS
Washable, easy tie-on, scratchless polishing bonnets provide high luster finishes.

- WB-350B** 7-1/2" dia.
- WB-351B** 9" dia.

POLISHING CHEESE CLOTH


CH-509B Absorbent, lint free cheese cloths in hanging poly bag. Ideal for rubbing compounds and polishes.

POLISHING KIT

PK-352B Contains polishing bonnet, two sanding discs and complete arbor for electric drill. 5" discs sand wood, metal, and body putty. Washable bonnet for polishes and buffs.

WAX & POLISH APPLICATOR PAD

SP-4121B Terry cloth cover over a resilient, absorbent poly sponge core. Made to apply waxes and polishes, excellent for washing and light scrubbing. Approximately 6-1/2" x 4-1/8" x 1-1/4"



SHOP



Scriber & Pick Set

T-440B 4-1/2" aluminum hex handle with 4 threaded end tools: awl, scribes and hooks. Removes "O" rings, seals, boots.

Solder

1 lb. spools of 1/8" diameter 40/60 alloy content solder. Rosin core for electronic & electrical connections and acid core for sheet metal, copper and brass.

SS-30 Rosin core

SS-40 Acid core

Handy dispenser package .90 oz x .062 diameter.

SS-48B Rosin core

SS-49B Acid core

Specialty Hardware Assortments

BLIND RIVETS

All aluminum rivets packaged 25 to a card.

BR-4225B 1/8" dia. for 1/16"-1/8" material thickness.

BR-4325B 1/8" dia. for 1/8"-3/16" material thickness.

BR-4425B 1/8" dia. for 3/16"-1/4" material thickness.

BR-5325B 5/32" dia. for 1/8"-3/16" material thickness.

BR-5425B 5/32" dia. for 3/16"-1/4" material thickness.

COTTER PIN ASSORTMENT

HK-222B Includes sizes: 1/16" x 1/2", 1/16" x 1", 3/32" x 1", 1/8" x 1-1/2" and 1/8" x 2".

GROMMET TOOL KITS

Contains 10 solid brass grommets and washers. For canvas, vinyl, rubber, or other lightweight materials. Ideal for marine, truck & camping applications.

T-912B 1/2" **T-938B** 3/8"

"O" RING ASSORTMENTS

OR-10B Includes sizes: 1/4" to 5/16" OD, 1/8" to 3/4" ID with 1/16", 3/32" or 1/8" thicknesses.

OR-175A Nitril Buna N "O" rings. Use with most petroleum products. 18 sizes, 225 pieces.

ROLL PIN ASSORTMENT

HK-223B Sizes: 1/16" x 3/4", 5/64 x 1-1/4", 3/32" x 1/2", 3/32" x 1", 1/8" x 3/4", 5/32" x 1", 3/16" x 1/2", 3/16" x 1" and 7/32" x 1", 1/4" x 1" (dia.x length).

SNAP RING ASSORTMENT

SR-20B 5 each in both internal and external styles. 3/8", 1/2", 5/8", 3/4" and 1".


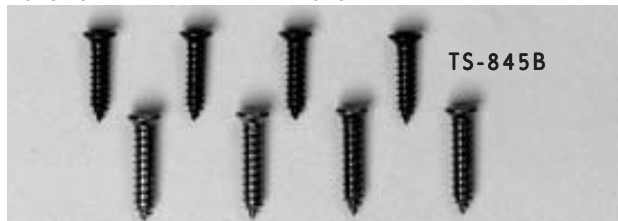
TORQ SCREW ASSORTMENT

TS-845B #8 x 3/4" black and #10 x 3/4" chrome. Torq drive, oval head.


TRIM SCREWS

3 most popular types: Phillips head, Washer head and Universal. Used on most domestic and import cars.

TS-843B Black **TS-844B** Chrome-



For additional specialty hardware assortments see page 4 in



SHOP

SUPPLIES



SUPPLIES
SHOP



Specialty Hardware Assortments

U & J SPEED NUT ASSORTMENT

SN-100B Comes in nine sizes 1/8" to 9/32". Clips over sheet metal to provide screwthreads for increased clamping.

WING NUT ASSORTMENT

WN-30B Two 1/4"x20 and one 5/16"x18 wing nuts.

WOODRUFF KEY ASSORTMENT

HK-224B Sizes: 3/32"x1/2", 1/8"x1/2", 5/32"x5/8", 1/8"x3/4", 3/16"x3/4" (diameter x length).

Tapes

LENS REPAIR TAPE

Weather resistant self-adhesive 1-1/2" x 60" lens tape provides a temporary repair for broken lenses.

RT-612B Red **RT-613B** Amber

TRIM TAPES

TT-1B Double face foam tape. 3/4" x 48". Use indoors or outdoors for mounting, cushioning and insulating. Excellent for permanent weather sealing of doors and windows. Permanent pressure-sensitive adhesive.

TT-2B Auto side molding and trim tape. 1/2" x 60" Double coated, black weatherproof mounting tape designed to be used to remount side molding trim on cars. Also marine and household uses.

TRUCK CAP MOUNTING TAPE

TT-3B 1-1/2" x 30'. Designed specifically to seal pick-up truck camper caps. Sponge rubber with strong pressure sensitive adhesive seals out dust and moisture. Dampens vibration and helps prevent creaking and squeaking.

UTILITY TAPES

DT-20B Duct tape. Waterproof polyethylene surface. Heat resistant. 2" x 20 yds.

ET-10B Electrical Tape. Plastic coated. 3/4" x 60'.

ST-5B Teflon Thread Sealant. Seals fittings of all sizes. Temperature and chemical resistant with unlimited shelf life. 1/2" x 260" spooled.

Utility Hooks

3/8" vinyl coated steel hooks easily screw into studs or ceiling beams. Ideal for hanging ladders, tools, bicycles, and other heavy items. 2/card.

HO-638B Ladder hooks **HO-639B** Bike hooks

Wire — Mechanics'

Black oxide wire on 2 lb. spools. 3 gauges available.

WM-1 18 gauge **WM-3** 14 gauge
WM-2 16 gauge **WM-9B** 18 gauge (50 ft.)

For additional specialty hardware assortments see page 4 in Accessories Section and page 103 in Under Hood Section, for related terminals see page 13-15 in Electrical Service Section

